

BY:ASHLEY REED

Thanksgiving STORY BRACELETS



Black is for the Pilgrims who
left England searching for
religious freedom.



For the sails of
the Mayflower.

MY
Thanksgiving
STORY
BRACELET



is for the vast
land the Pilgrims
across

Just REED



Let's Connect!
CLICK ON ANY ICON



TERMS OF USE

you may: 

- Use this product in your own classroom
- Make enough copies for your own use
- Save this file to your personal or school computer
- Direct others that are interested in using this resource to purchase it in my store
- Purchase additional licenses for 10% off to share the product with team mates or friends.

you may not:

- Copy or give this resource to other teachers
- Share this product with others without purchasing an extra license
- Put any part of this resource online or any shared drives including Wiki spaces, a district sharing site, a classroom website, Amazon Inspire, etc.

TH AN KS

Please leave feedback to earn credits toward future TPT purchases! If you have any questions or suggestions, please email me by clicking the icon below!



All rights reserved by Ashley Reed of Just Reed. This product is licensed for use solely by purchaser. This license is non-transferrable. Copying for more than one teacher or classroom is prohibited. The content of this file cannot be edited, reproduced, or used anywhere else without the written permission of the author. The graphics used in this file are copyrighted and may not be extracted or used for personal use. Ashley Reed is not responsible for any harm resulting from the downloading of files from my website. store. By purchasing this product, you agree to the Terms of Use. Failure to comply is a copyright infringement and a violation of the Digital Millennium Copyright Act (DMCA).

DIRECTIONS:


Gather either leather strips, pipe cleaners, or twine for the bracelets. Gather the following bead colors:

Black, white, dark green, light green, blue, silver (or glittery), tan, orange, yellow, red, and brown.

I prefer to go ahead and have a snack bag prepped for each child with their beads and twine before we begin.

As you tell the story, have students add the appropriate beads in that order. When the bracelets are complete, have students color and assemble the booklet.


MY Thanksgiving STORY BRACELET



1


Black is for the Pilgrims who
left England searching for
religious freedom.

JUST REED BLOG



2


White is for the sails of the
Mayflower.



3

Blue is for the vast Atlantic
Ocean the Pilgrims traveled
across.

4



Dark green is for the new land
the Pilgrims reached.


5



Silver is for the long, snowy
winter the Pilgrims faced.

JUST REED BLOG

6

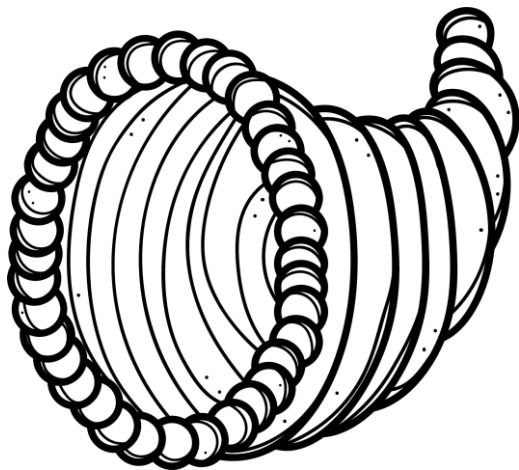


Light green is for the fresh
spring that gave the Pilgrims
hope.

7



Tan is for the Native Americans
who helped the Pilgrims survive.



8



The last four colors are for
the first Thanksgiving feast.



9



Orange for the pumpkins,
brown for the turkey.

JUST REED BLOG



10

Yellow for the corn, and red for
the cranberries.






11

This is the story of
Thanksgiving.

KUDOS TO

these fabulous artists:



Click here to:

VISIT MY BLOG!